



Data – Dialogue – Action – Results

June 2017

Today the best leaders win with data.

Learn to fuel your organization by combining data, dialogue, and understanding to soar ahead of the competition.

Help leaders and organizations use data from and about employees to drive action that leads to measurable results.

Take your metrics to the next level.

Data-Driven Storytelling Diagnostic – Coding and Analysis

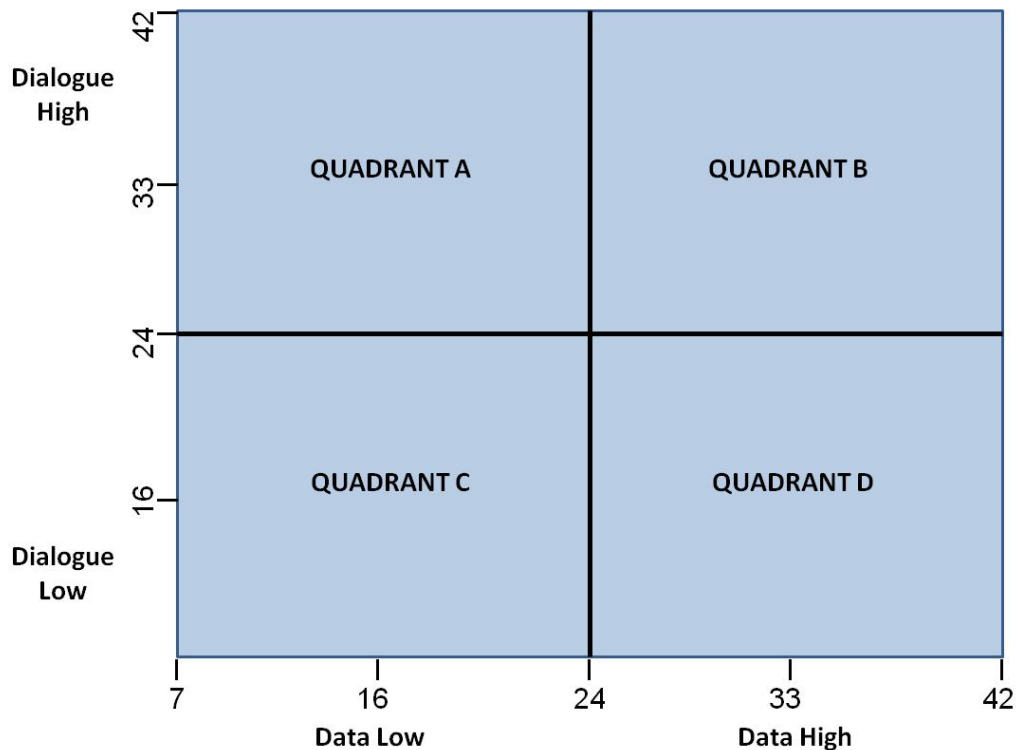
Data and Dialogue

1. For each of the survey questions, please transfer your ratings to the spaces below, and sum each column to calculate your scores for Data and Dialogue:

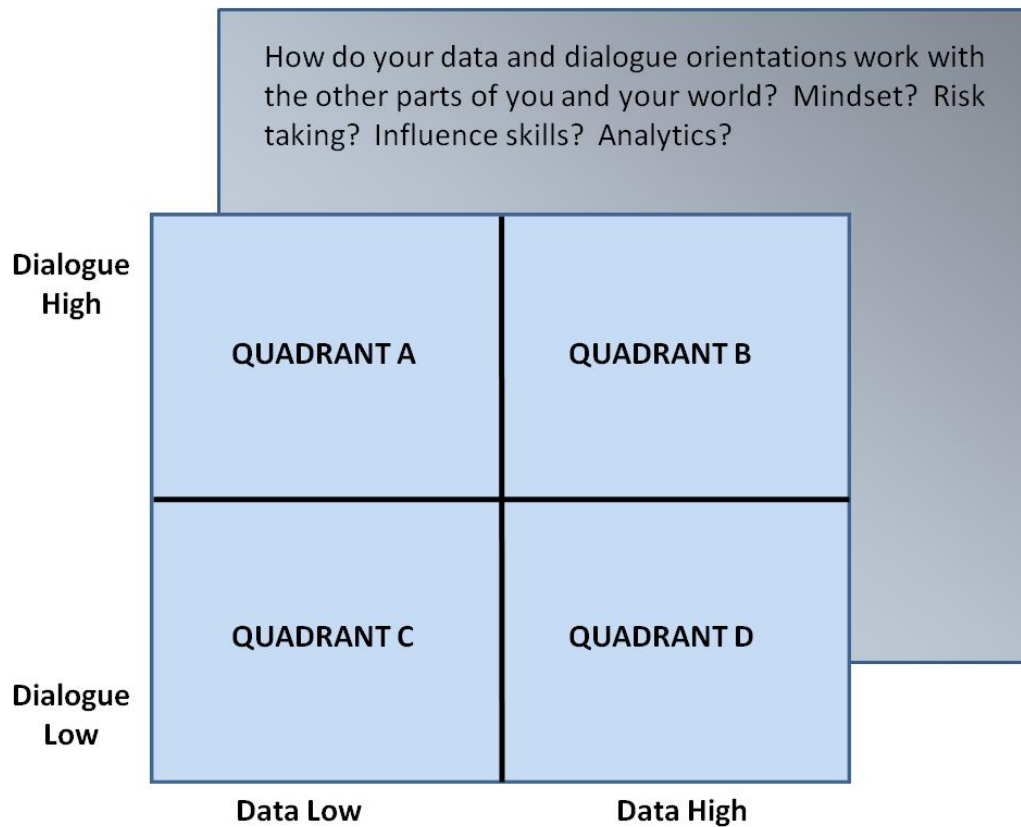
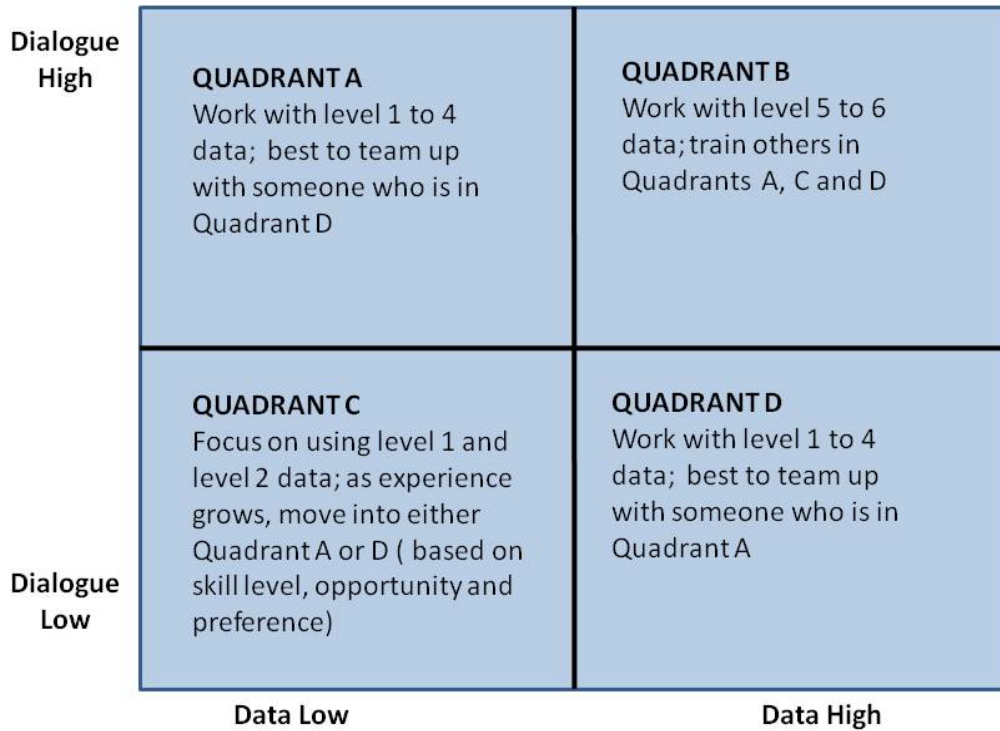
Question	Rating (1-6)
a.	
c.	
e.	
g.	
i.	
k.	
m.	
Total DATA: _____	

Question	Rating (1-6)
b.	
d.	
f.	
h.	
j.	
l.	
n.	
Total DIALOGUE: _____	

2. Next plot your Data and Dialogue totals on the graph below to identify the Quadrant (A-D) you are in:



Analysis





<http://www.energizeengage.com/>

Center for Effective Organizations

<http://ceo.usc.edu/>

LinkedIn: [Center for Effective Organizations](#)

<http://www.eepulse.com>

www.leadershippulse.com

www.energizeengage.com

www.hrmthejournal.com

LinkedIn: [eePulse, Inc.](#)